



LAB ALERT

Date: August 20, 2018

Change in Preferred Primary Tube Source for Molecular Virology Testing

Dear Regional Pathology Services Clients,

Starting August 20th, the Molecular Diagnostics Laboratory will now be accepting Plasma Preparation Tubes (PPT) as the primary specimen tube type for the following Molecular Virology tests. Lavender top EDTA tubes will continue to be an acceptable specimen tube type. The PPT tubes may be ordered on-line through our supply portal at www.reglab.org or by calling client services at 402-559-6420.

| Product ID | Product Name | Picture | Actions |
|------------|-----------------------|--|---|
| TUBE121 | PPT, Plasma Prep Tube |  |   |

Adenovirus DNA Detection
BK Virus DNA Detection and Quantitation
Cytomegalovirus (CMV) DNA Detection & Quantification
Epstein-Barr Virus (EBV) DNA Detection & Quantitation
Herpes Simplex 1 & 2 DNA Detection
HIV Quantitation
Human Herpes Virus 6 (HHV6) DNA Detection
JC Virus DNA Detection
Parvovirus B19 DNA Detection
Varicella Zoster Virus (VZV) DNA Detection
Herpes Virus Panel (CMV, HSV, EBV, VZV, HHV-6)

Samples should be spun within 6 hours of collection. Minimum volume requirements will not be changing.

If you have any questions about this lab alert please contact client services at 402-559-6420 and ask to speak with one of the client coordinators.

24/7 Client Services 1-800-334-0459